


CONTACT US TODAY TO CUSTOM DESIGN A
DRAWER PACK OR BOLT BIN FOR YOU!

OPTIONAL EGG CRATING AND
WORK TRAY AVAILABLE!

OPTIONAL POWDER COAT ADDS COLOR AND DURABILITY TO YOUR SUMMIT DRAWER SYSTEMS




White



Gloss Black



Charcoal



Red & Blue Streak

SUMMIT DRAWER SYSTEMS LIMITED LIFETIME WARRANTY

Summit Drawer Systems stands behind our product value, quality and reliability.
Our limited warranty covers the materials and workmanship of our products.
Visit our website to view the complete warranty.



PROUDLY MADE
IN THE U.S.A.



WE SHIP TO CANADA



BUILT STRONGER TO LAST LONGER
THE SUMMIT DRAWER SYSTEMS PROMISE



The perfect solution for storing, organizing and
protecting your tools, small parts & accessories



DRAWER PACKS


BOLT BINS

FEATURES

- ▶ Attractive and corrosion free lightweight .125 aluminum construction.
- ▶ Single action extruded aluminum handle assembly for ease of use.
- ▶ Lockable drawers with replaceable key cylinders to help protect your tools & parts.
- ▶ Fully extendable heavy-duty 600 lbs* ball bearing slides for durability.
- ▶ Lock-in & lock-out slides: Allow technicians the ability to lock-out drawers when parked on uneven surfaces.
- ▶ Removable drawer makes it easy to bring the tools to the job.
- ▶ Telescoping integrated top shelf with divider to make the most use out of your valuable space.
- ▶ Optional egg-crating is available to organize small tools & parts.
- ▶ Optional work tray to increase work surface.
- ▶ Powder coat options add color & durability.
- ▶ Cycle, load, shock, impact damage, incline & vibration tested.

SPECIFICATIONS

- ▶ 600lbs. rated drawer slides
- ▶ Drawer combinations in 3", 5", 7" depths
- ▶ Custom widths from 12" - 50" in 2" increments
- ▶ Custom depths from 12" to 24" in 2" increments
- ▶ Overall drawer depth = drawer depth + 1" for the latch assembly.
- ▶ Custom riser heights starting from .5"



FEATURES

- ▶ Attractive and corrosion free lightweight .125 aluminum construction.
- ▶ Weld-free design improves surfaces edges and finishes.
- ▶ Pull style handles for easy access.
- ▶ Effortlessly remove drawers as needed.
- ▶ Removable door enclosure with a carabiner to hold doors closed and prevent the drawers from shifting. Easily find compatible paddle locks to replace the carabiner.
- ▶ Telescoping integrated top shelf is adjustable to fit your compartment.
- ▶ Each bin drawer includes removable aluminum dividers to help organize small parts.

SPECIFICATIONS

- ▶ Overall Bolt Bin Depth: 18.25"
- ▶ Drawer Size: 6" width by 3" Height
- ▶ Standard Riser: 3.25"

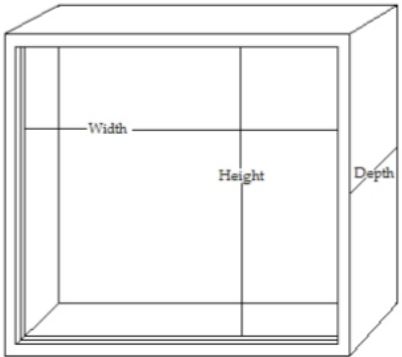


GET YOURS TODAY

Choose a standard design or let us custom design a drawer pack or bolt bin to fit your needs! It's easy, just provide us with the following information and we can design your new Summit Drawer System!

Measure clear and unobstructed opening.

Opening Width	
Opening Height	
Compartment Depth	
Riser Requirement	



DRAWER PACK REQUESTED

Qty 3"	x	3.125"	=	
Qty 5"	x	5.125"	=	
Qty 7"	x	7.125"	=	
		Top Plate	+	2.25"
		Riser Height	+	
		Total Height	=	

Add 1" to drawer depth to include latch assembly in overall depth.

BOLT BIN REQUESTED

Bins Wide #	x	5.825"	=	
			+	1.5"
Bins Tall #	x	3.25"	=	
			+	3"
		Riser Height	+	
		Total Height	=	

